

Laser Cutting Printed Fabrics

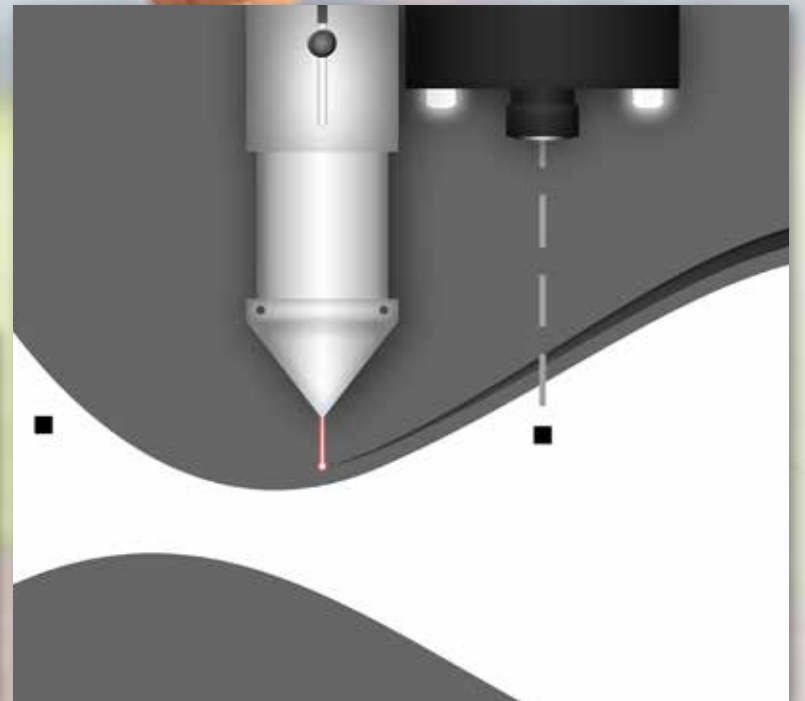


CadCam Technology



www.cct-uk.com

Contour Cut



Contour Cut by CadCam Technology

Contour Cut by CadCam Technology Ltd automates the process of cutting out printed fabric both quickly and accurately, automatically compensating for any distortions and stretches that occur in unstable rolls of textile.




State of the art camera recognition is used to pinpoint registration marks printed on your material. The marks can be accurately read by our laser allowing

our intelligent analysis to compensate for any deformations.

When the laser cut pieces exit the machine, they are perfect every time.

As laser cutting is non-contact there is no drag on the material and no blades to change. High speed loop servo motors ensure precise camera mapping and accurate cut lines with minimal user interaction.

Material is automatically unrolled and transported onto the vacuumed cutting bed using our next generation conveyor system. You simply collect the pieces as they exit the machine, this gives Contour Cut a major advantage over traditional fabric cutting methods.



Laser cutting sublimation printed fabrics

Sublimation printing onto large format textiles is now very popular for producing an array of products including sportswear, flags and banners etc.

Due to technological advances, printers are becoming faster and more cost effective every day. The only issue remaining in the industry is how to cut out the parts quickly and effectively.

Manually cutting is too slow, inconsistent and labour intensive. Whereas cutting with a knife can cause drag on textiles.

Contour Cut's distortion recognition system makes it ideal for cutting any type of material.

In addition, once cut, synthetic textiles gain a sealed edge, meaning they will not fray.

Yet another excellent advantage over traditional textile cutting methods which will always require overlocking.





Axial Speed - 0.2mm/s up to 1000mm/s

Acceleration - up to 2g

Resolution - 0.025mm

Software - ApS-Ethos Cutting Composer

Motion System - Loop servo motors with hardened ground steel rails


Area mapping

Air assist nozzle with compressed air port

CE Mark

Class 1 interlocked laser for safe use

Optional visable red pointer



LASER POWER OPTIONS

50 Watts, 100 Watts, 200 Watts

MOTORISED DE-REELER

HEIGHT

1070mm (42.1")

970mm (38.1")

WIDTH

2650mm (104.3")

2770mm (109")

DEPTH

1845mm (72.6")

1090mm (42.9")

MAX ROLL WIDTH

1980mm (77.9")

TOTAL MACHINE DIMENSIONS

MAX CUT WIDTH

1850mm (72.8")

HEIGHT

1070mm (42.1")

MAX CUT LENGTH

Continuous

WIDTH

2770mm (109")

WEIGHT

880kg (approx)

DEPTH

2935mm (115.5")

CUTTING BED TYPE

Steel honeycomb conveyor

Conveyor System

Our conveyors allow continuous production of rolled material and transport cut parts out of the machine automatically. The honeycomb cutting bed allows extraction from underneath which not only provides a clean cut, but also vacuums the material down for precise movement through the cutting field.

It is possible to cut parts larger than the cutting area by using the bite feed option. Once the first part of the cut is completed the conveyor moves, then cuts the next part, and so on.

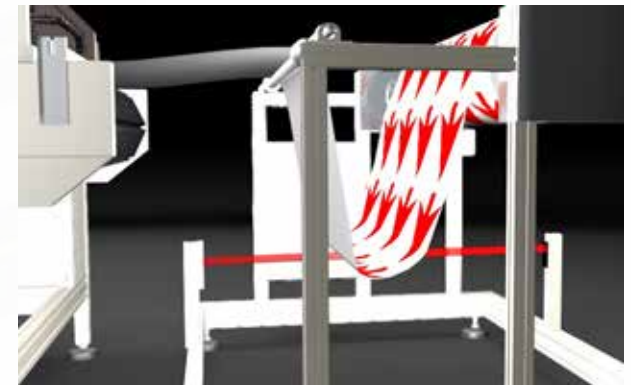
A compressed air knife system is located under the end of the conveyor which blows a thin jet through the honeycomb slats to remove the cut parts clear of the machine.


Our conveyors are encoder driven and use endless wedgetooth belts for precise movement. Stainless steel honeycomb slats and anodised aluminium parts are corrosion resistant to ensure longevity.



Motorised De-Reeler

Material is presented to the conveyor using our motorised roll handling system. As the roll unwinds, a loop is created in the material. This loop is kept constant with the use of a light sensor. As material is taken up by the conveyor, the motorised roll handler automatically feeds the material out. This loop also relaxes the material so all fabric tension is removed before cutting, reducing distortion and ensuring an accurate cut.






Camera Recognition

State of the art camera system to pinpoint registration marks to ensure a precise and perfect cut.

Distortion Compensation

The system automatically compensates for any distortions or stretches on any textiles.



Bite Feed

Parts larger than the actual machine can be cut continuously with no problem.

Precise, Accurate Cuts

Accurate cutting at high speeds, over and over again, saving you time and money.



Your nearest distributor is:

All our laser products and software are manufactured to high standards in the UK by CadCam Technology Ltd:

CadCamTechnology
LTD

CadCam Technology Ltd
5 Crocus Street
Nottingham
NG2 3DE

Telephone: +44 (0) 115 844 8050
Fax: +44 (0) 115 844 8059
Email: info@cct-uk.com

For further information and contact details of our international distributors please visit:

www.cct-uk.com

